

Recycling at County Council owned Household Waste Recycling Centres

Percentage of waste reused recycled or composted at household waste recycling centres.

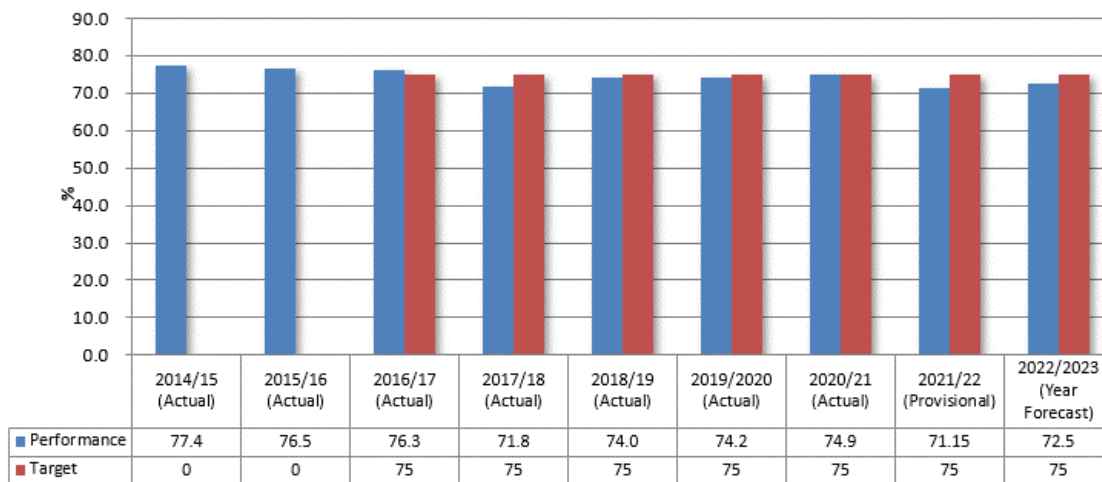


About the latest performance

Visits to HWRC's are at 80% of pre-Covid levels with lower levels of waste per household being presented. This may reflect waste minimisation which is preferable to recycling. Analysis of waste being presented is taking place to inform contract renewal activity. Low recycling rates at HWRC's does not necessarily reflect poor LCC performance.

Further details

Recycling at County Council owned Household Waste Recycling Centres



About the target

The annual target of 75% represents a sustaining of our previous high performance.

About the target range

Given the number of separate figures which go into this calculation, a target range of +/- 0.5 percentage points allows for small fluctuations to remain on target.

About benchmarking

Availability of data for other authorities is limited as this has never been an official National Indicator.

Recycling Rate (new national formula)

Uses the same definition as that used for the national recycling rate and includes recycling, reuse and composting from all sources not just kerbside collections.
Performance includes some estimates where actual figures are not yet available. Officially approved data is available four months after the end of the quarter to which it applies. A higher percentage of household waste recycled indicates a better performance.

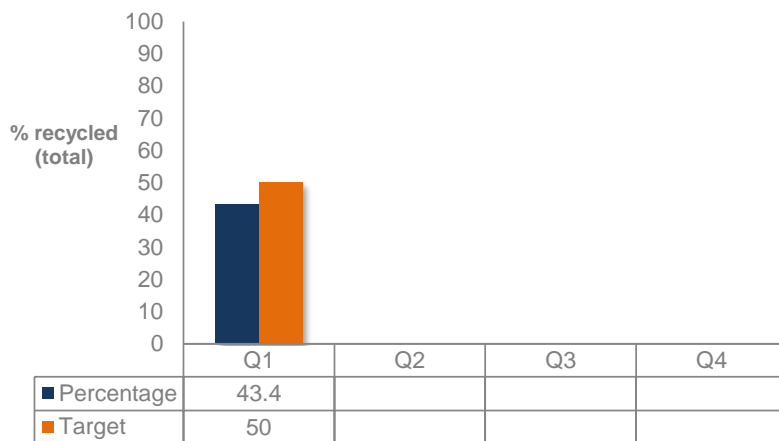
 **Not achieved**

43.4
% recycled (total)
Cumulative Actual as at June 2022



50
% recycled (total)
Cumulative Target for June 2022

Recycling Rate (new national formula)

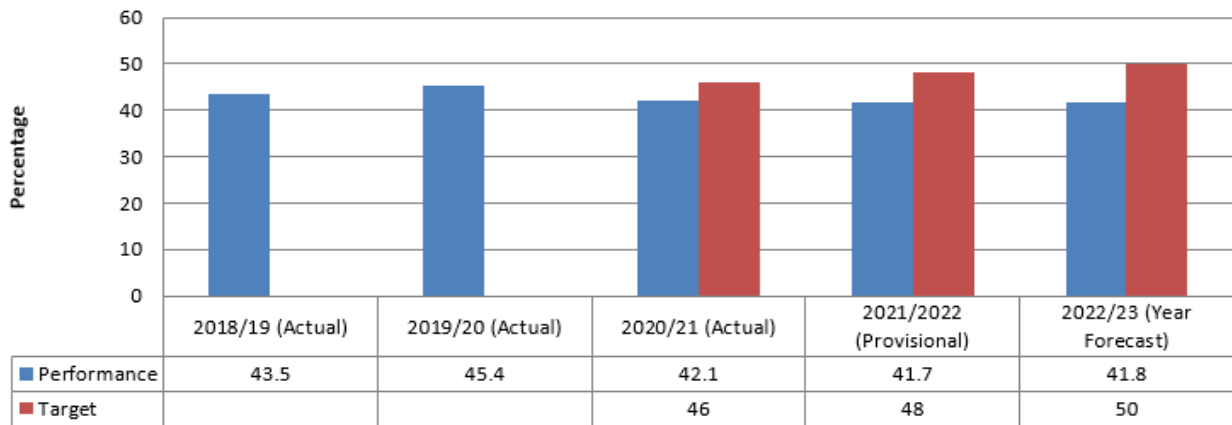


About the latest performance

The Twin stream roll out programme means we now have Paper and Card collections in 3 of the 7 districts. This is improving the quality of the paper and card collected and the quality of the recyclables collected in those districts. This programme includes increased engagement and education to increase recycling quality and the recycling rate within Lincolnshire.

Further details

Recycling Rate (new national formula)



About the target

To contribute to the UK recycling target of 50% by 2020 and 55% by 2025 this links to objective 5 of the Joint Municipal Waste Management Strategy adopted in Jan 2019

About the target range

Given the number of separate figures which go into this calculation, a target range of +/- 0.5 percentage points allows for small fluctuations to remain on target.

About benchmarking

As a part of our Joint Municipal Waste Management Strategy the Lincolnshire Waste Partnership is committed to the development of a number of Key Performance Indicators in addition to the performance indicators already being reported. These additional measures include the level of contamination in the recycling, the overall carbon footprint of waste operations and a measure of public satisfaction with the services being received, and it is recommended that benchmarking be pursued once these have been adopted.

Household waste collected (kilograms per household per year)

Includes all sources not just kerbside collections.

Performance includes some estimates where actual figures are not yet available. Officially approved data is available four months after the end of the quarter to which it applies.

A lower figure means less waste is being produced and collected.

Using the number of households published on waste data flow (WDF) in their calculation of NI191



Achieved

261

kg per household

Cumulative Actual as at June
2022

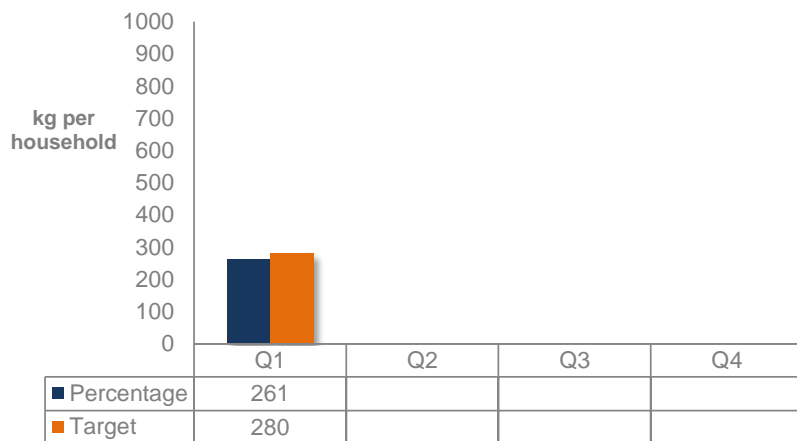


280

kg per household

Cumulative Target for June
2022

Household waste collected (kilograms per household per year)

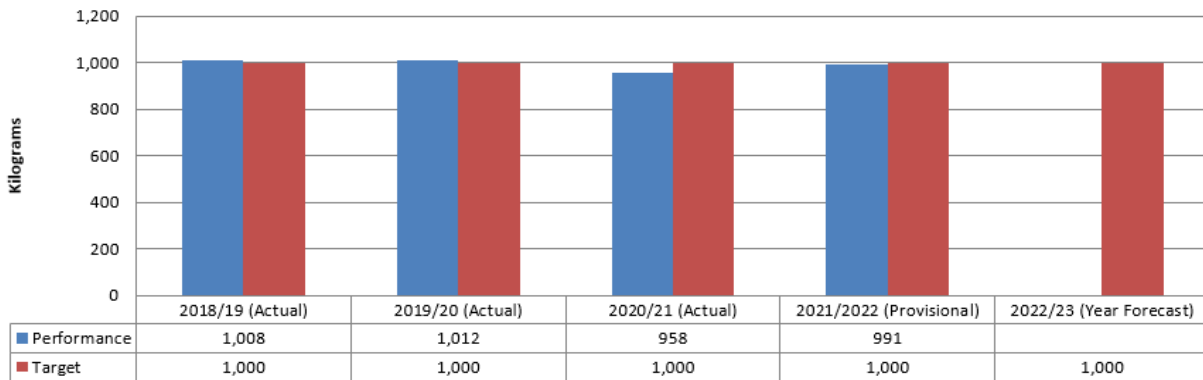


About the latest performance

Year end forecast figures based on actual Q1 22/23 and actual Q2, Q3, Q4 from 21/22 so this is likely to change. Less material being presented overall therefore this demonstrates good performance as minimisation is the highest objective on the waste hierarchy

Further details

Household waste collected (kilograms per household per year)



About the target

To explore new opportunities of promoting waste minimisation and of using all waste as a resource in accordance with the waste hierarchy

About the target range

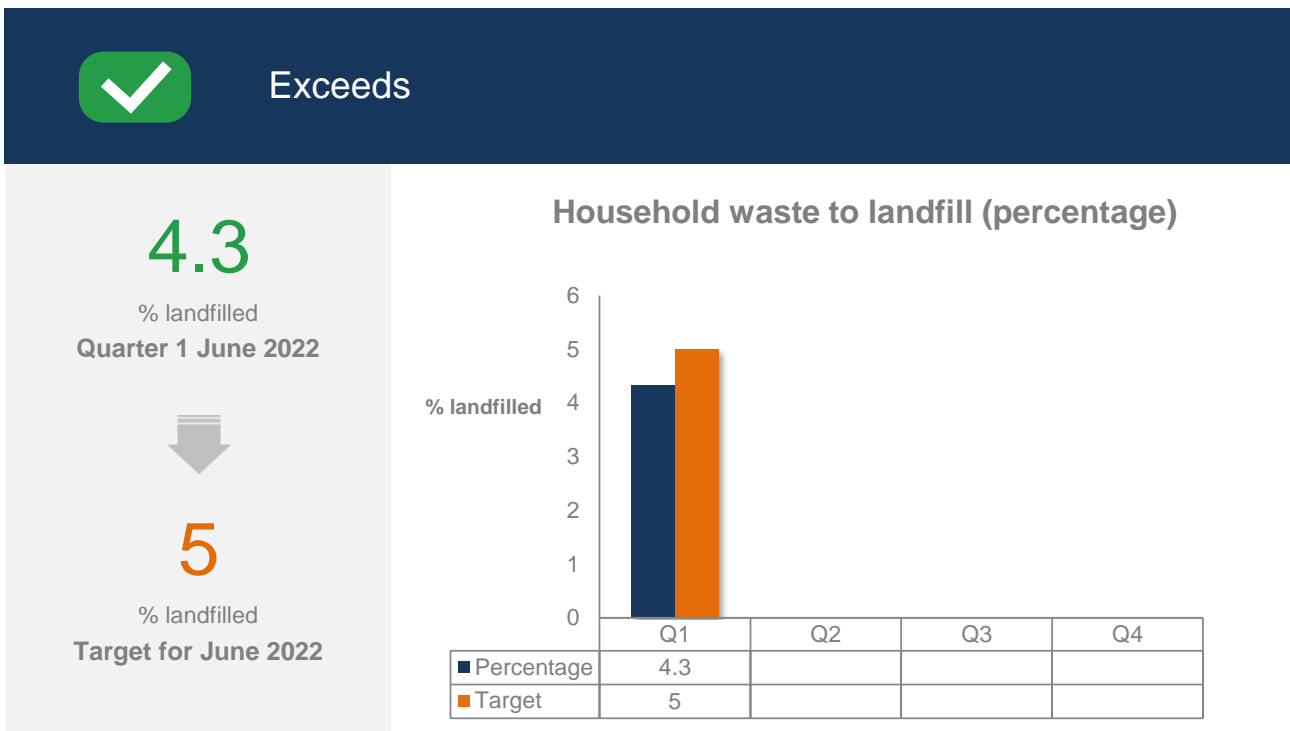
A maximum value of 1000kg has been set for this

About benchmarking

As a part of our Joint Municipal Waste Management Strategy the Lincolnshire Waste Partnership is committed to the development of a number of Key Performance Indicators in addition to the performance indicators already being reported. These additional measures include the level of contamination in the recycling, the overall carbon footprint of waste operations and a measure of public satisfaction with the services being received, and it is recommended that benchmarking be pursued once these have been adopted.

Household waste to landfill (percentage)

Percentage of household waste sent to landfill.



About the latest performance

There is a planned annual maintenance programme for the Energy from Waste facility . This will result in some planned outages which means we work with other waste operators in the county to mitigate the waste going to landfill during this time.

About the target

The annual target of 5% represents LCC maintaining diversion from landfill

About the target range

Given the number of separate figures which go into this calculation, a target range of +/- 0.5 percentage points allows for small fluctuations to remain on target.